



## OVERVIEW

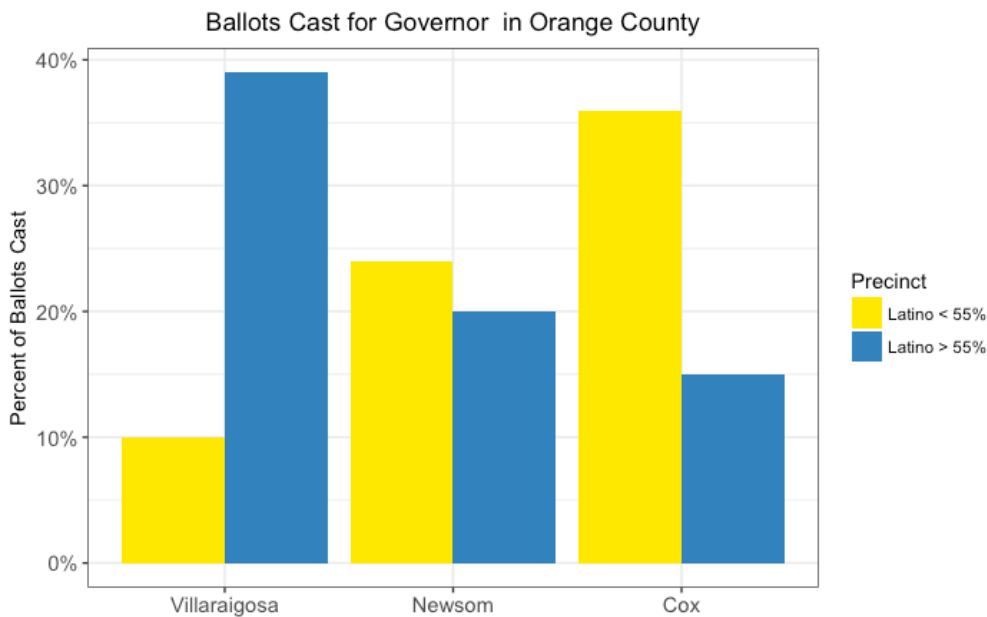
Orange County was the first jurisdiction to provide precinct level election results for the June 5, 2018 Primary Election in California. According to PDI there are 300,000 Latino voters in Orange County. The Latino vote choices in June provide a glimpse into the anticipated outcomes for the November 2018 General Election. This LPPU analysis compliments an earlier paper on the impact of the Latino vote on two Congressional races in Orange County: CA-39 and CA-48, all available at: [latino.ucla.edu/vote](http://latino.ucla.edu/vote).

## METHODOLOGY

For this analysis we chose to focus on precincts in Orange County where the number of registered voters exceed 100, and Latinos make up over 55 percent of the registered voters in each precinct.

This universe includes approximately 33 “Latino” precincts where Latinos are 55 percent or more of the precinct’s registered voters and includes 5,423 voters. There were approximately 369,267 ballots cast in Orange County on June 5, 2018 with an estimated 25 percent of registered voters turning out to vote. All comparisons in this analysis compare the 5,423 voters in “Latino” heavy precincts to the 343,844 voters in “non-Latino” heavy precincts of Orange County.

## OC LATINO VOTE CHOICE FOR GOVERNOR

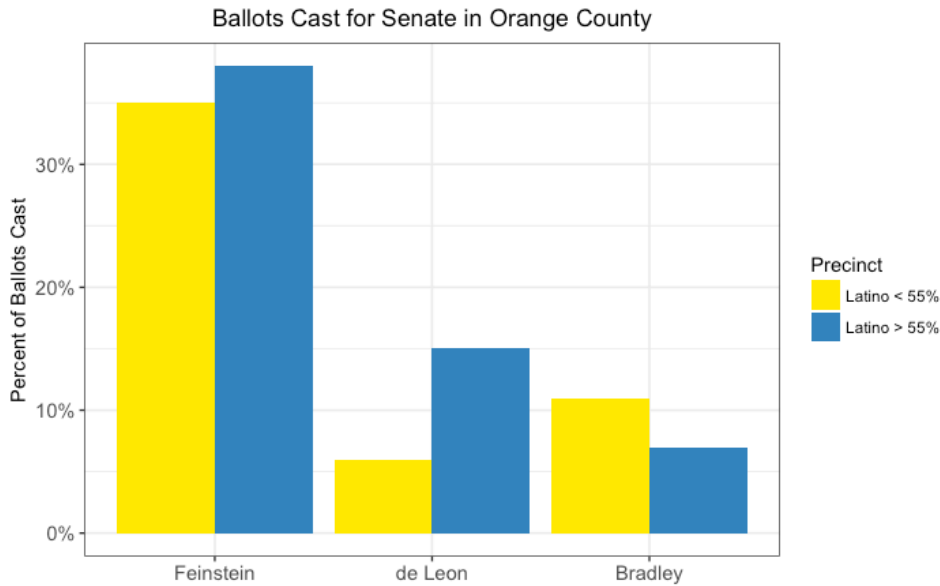


Examining precinct level results, we find stark differences in ballots cast in Orange County for the California governor’s race. Unsurprisingly Villaraigosa’s (D) support in heavily Latino precincts was strong. He captured 39 percent of the votes cast in Latino precincts, while Gavin Newsom (D), the state’s top vote getter captured only 20 percent of the votes cast in Latino heavy precincts. In contrast, Villaraigosa received only 10 percent of the votes cast in

precincts where Latinos made up less than 55 percent of registered voters. The second top vote getter in the state, John Cox (R) did very well in Orange County in the county’s non-Latino heavy precincts, capturing 36 percent of all votes cast.

# OC LATINO VOTE CHOICE FOR U.S. SENATE

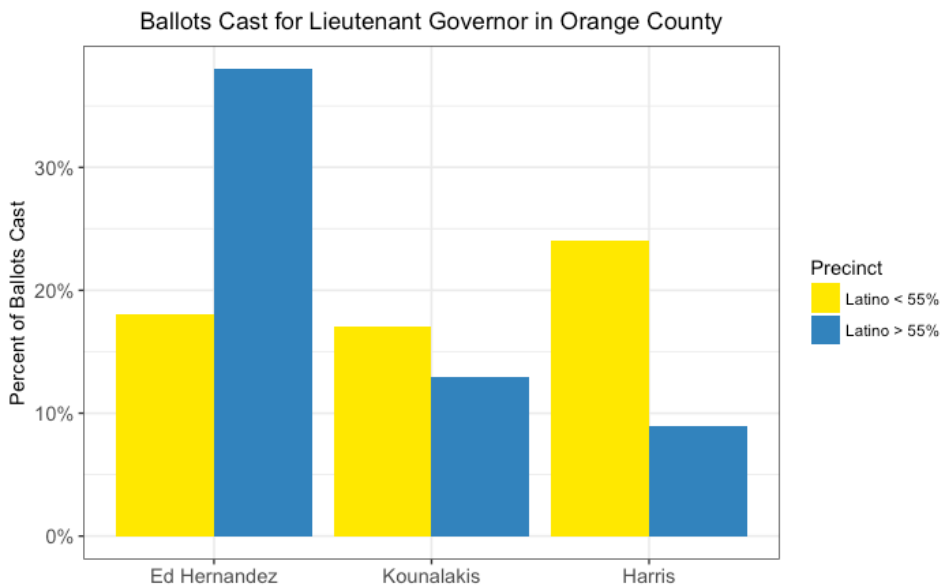
Incumbent U.S. Senator Diane Feinstein (D) received strong support among both Latino heavy and non-Latino heavy precincts. State Senator Kevin de León (D), who will appear on the November General Election ballot, captured 15 percent of all ballots cast in Latino heavy precincts despite Feinstein’s incumbent status. James Bradley (R), the third place finisher, was unable to secure enough votes to make the November ballot in the “top two” primary. Even with Orange County’s conservative lean, Bradley received only 11



percent of the ballots cast in precincts where Latinos comprise less than 55 percent of the registered voters, and fared worse (7 percent) in Latino heavy precincts. Latino preference for Democratic candidates in Orange County supported a Democrat versus Democrat California U.S. Senate race for November 2018.

# OC LATINO VOTE CHOICE FOR LT. GOVERNOR

The Lieutenant Governor’s seat in California is a hotly contested race with no incumbent and over twelve candidates for the position. The top two finishers (both Democrats) are endorsed by major players in California politics. Dr. Ed Hernandez has the support of Governor Jerry Brown, while Eleni Kounalakis garnered an endorsement from U.S. Senator Kamala Harris. In Latino heavy precincts, Hernandez captured 38 percent of the votes for Lieutenant Governor, while Kounalakis received only 13



percent of ballots cast in these precincts. In precincts non-Latino heavy precincts, Cole Harris (R), the race’s third place finisher overall, received the largest share of the ballots (24 percent) followed by Hernandez with 18 percent of ballots, and then Kounalakis.

# ORANGE COUNTY & OTHER STATEWIDE RACES

The June 2018 California primary saw a 500 percent increase in the number of Latino major-party candidates, compared to the number of Latino major-party candidates running for a statewide constitutional office in the June 2014 primary. Table I provides data on how Orange County precincts with 55 percent or more Latino registered voters compared to precincts with less than 55 percent Latino registered voters compared in the following statewide races with major-party Latino candidates: Secretary of State, Attorney General, Insurance Commissioner, and Superintendent of Public Instruction. Here, Latino heavy precincts supported incumbent Alex Padilla (D) for Secretary of State 57 percent compared to non-Latino heavy precincts (38 percent). Similarly, the Latino precincts supported incumbent Xavier Becerra for Attorney General 56 percent compared to non-Latino precincts' 33 percent support. With respect to Insurance Commissioner, a position with no incumbent, Latino heavy precincts supported Ricardo Lara at a higher level (55 percent) than the percent of ballots cast for him by non-Latino heavy precincts (30 percent). In the three races (Secretary of State, Attorney General, and Insurance Commissioner), Latino heavy precincts in Orange County supported the Latino Democratic candidate for each race between 19 points and upwards of 25 points higher than the percent of ballots cast for those same candidates from non-Latino heavy precincts. In comparison, the Orange County Latino vote was split in the State Superintendent race between three candidates: Lily Ploski (an Orange County native), State Assemblymember Tony Thurmond, and charter-school advocate Marshall Tuck. The distinction comes in comparing the vote preference for Latino heavy precincts to the vote preference of non-Latino heavy precincts; Latinos supported Ploski at a higher rate and Tuck at a lower rate than non-Latinos.

**Table I. Orange County Latino Vote Choice for Statewide Constitutional Officers with a Latino Candidate**

	Precincts > 55% Latino			Precincts < 55% Latino		
<b>Secretary of State</b>	Padilla (D)	Rodriguez (R)	Meuser (R)	Padilla (D)	Rodriguez (R)	Meuser (R)
	57%	6%	17%	38%	5%	41%
<b>Attorney General</b>	Becerra (D)	Bailey (R)	Early (R)	Becerra (D)	Bailey (R)	Early (R)
	56%	17%	8%	33%	30%	19%
<b>Insurance Commissioner</b>	Lara (D)	Mahmood (D)	Poizner (NP)	Lara (D)	Mahmood (D)	Poizner (NP)
	55%	9%	21%	30%	9%	46%
<b>Superintendent of Public Instruction (No Party Preference)</b>	Ploski	Thurmond	Tuck	Ploski	Thurmond	Tuck
	33%	22%	25%	13%	23%	39%